

Emma



Product information


Visit furninova.com for additional products, catalogues and information.

furninova®

Emma

Drawings

Configuration



Armchair
W • D • H* 75x90x87 cm
Seat Height • Seat Depth : 46 x 55 cm
0.56 m³ • Weight: 30 kg • Legs: 4

*Note that the dimensions may differ +/-3% depending on upholstery and combination.


Comfort

EU+

Foam


Medium

Foam medium (Comfort EU+)
Seat
Cold foam covered with fibre padding.



Fabric/leather
Fibre padding
Cold Foam

Back
Inner core of cold foam embedded in ballfibre.




Ball fibre
Foam

C2+

Feather


Medium

Feather medium (Comfort C2+)
Seat
Cold foam with a feather top.




Fabric/leather
Feather top
Cold Foam

Back
Inner core of cold foam with a feather top.




Feather/ball fibre mix
Foam


Upholstery




Fabric




Leather




Fixed cover



Leather sewing options



Reversible back cushions (only in fabric)



Reversible seat cushions (only in fabric)

Leg options



Wood Emma



White



Untreated



Natural



Oak colour



Walnut colour



Colonial



Black



Oak



Grey oak



Soap white oak

